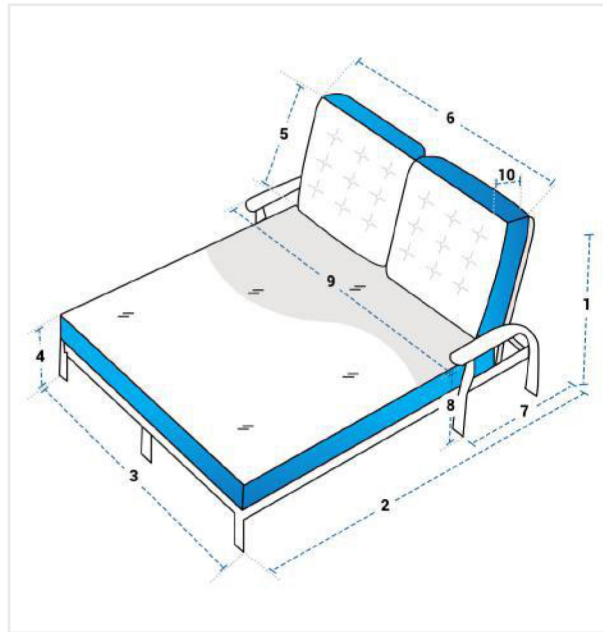


# How to Measure Sky Lounger Covers - Design 3

## Measurement Instruction

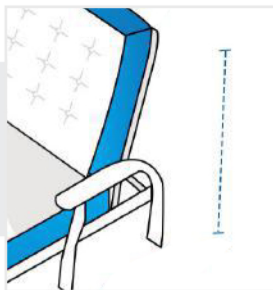
- ✓ Give exact measurement from edge to edge.
- ✓ "We add upto 2" leeway on the given width/depth for easy pull-in and pull-out."
- ✓ The height dimensions will remain same as provided by you.



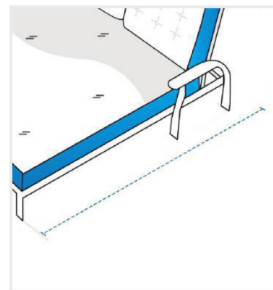
### Measurement (Inches)

1. Back Height	<input type="text"/>	2. Depth	<input type="text"/>
3. Front Width	<input type="text"/>	4. Front Height	<input type="text"/>
5. Slant Height	<input type="text"/>	6. Back Width	<input type="text"/>
7. Arm Depth	<input type="text"/>	8. Arm Height	<input type="text"/>
9. Arm To Arm Width	<input type="text"/>	10. Cushion Depth	<input type="text"/>

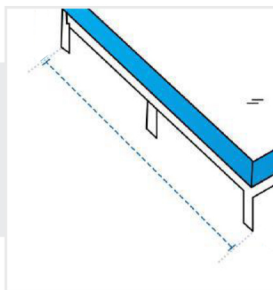
**1. Back Height:**  
Back Height of the Sky Lounger



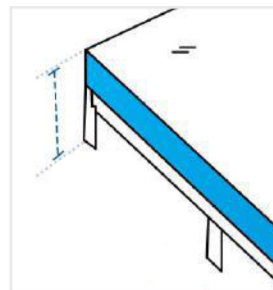
**2. Depth:**  
Depth of the Sky Lounger



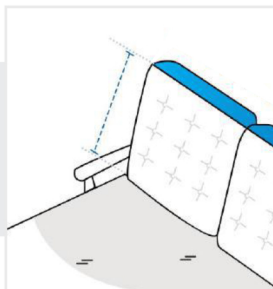
**3. Front Width:**  
Front Width of the Sky Lounger




**4. Front Height:**  
Front Height of the Sky Lounger



**5. Slant Height:**  
Slant Height of the Sky Lounger

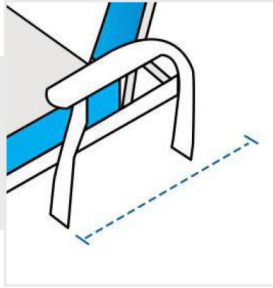


**6. Back Width:**  
Back Width of the Sky Lounger



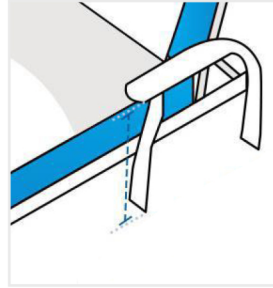
## 7. Arm Depth:

Arm Depth of the Sky Lounger



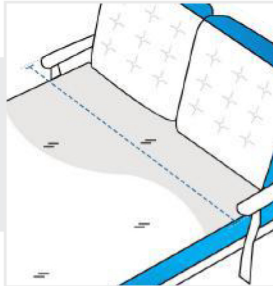
## 8. Arm Height:

Arm Height of the Sky Lounger



## 9. Arm To Arm Width:

Arm To Arm Width of the Sky Lounger



## 10. Cushion Depth:

Cushion Depth of the Sky Lounger

