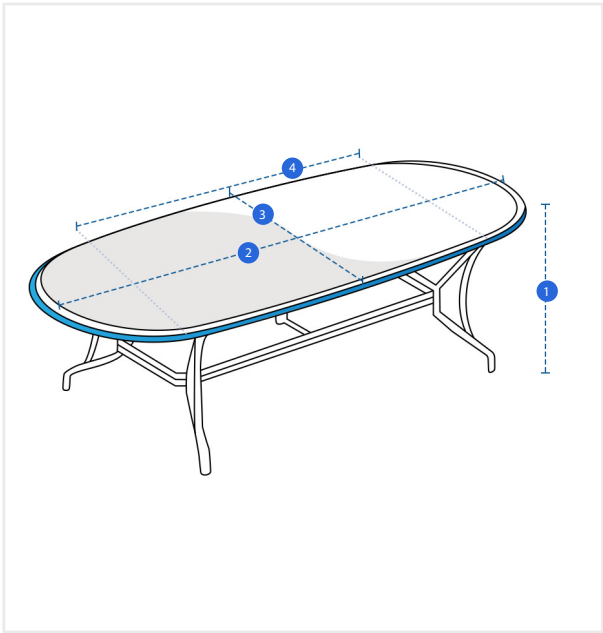


How to Measure Rectangle Table Covers - Design 3

Measurement Instruction

- ✓ Give exact measurement from edge to edge.
- ✓ We add 1" to 2" leeway on the given width/depth for easy pull-in and pull-out.
- ✓ The height dimensions will remain same as provided by you.



Measurement (Inches)

1. Height


2. Width

3. Depth

4. Curvature
Width

1. Height:

Height of the Rectangle Table



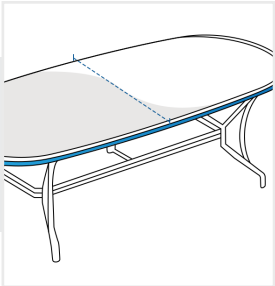
2. Width:

Width of the Rectangle Table



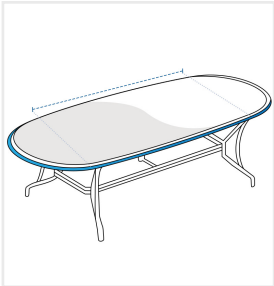
3. Depth:

Depth of the Rectangle Table



4. Curvature Width:

Curvature width of the Rectangle Table



We encourage you to upload the image of the article you need the cover for - this helps our team ensure covers are designed keeping your requirements in mind.