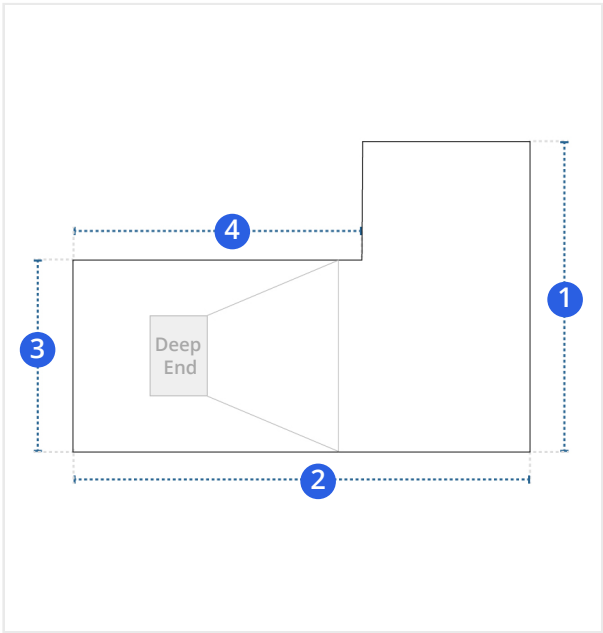


How to Measure L Shape Pool Cover - No Step

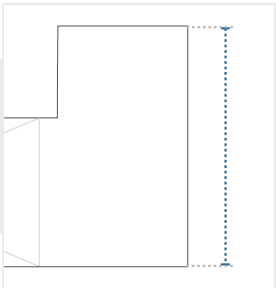
Measurement Instruction

- ✓ Give exact measurement from edge to edge.
- ✓ We add 12" - 24" leeway on the given size.

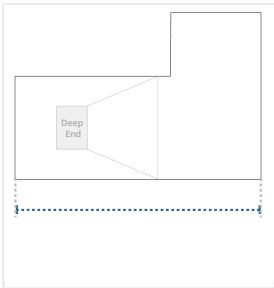


Measurement (Inches)			
1. Width	<input type="text"/>	2. Length	<input type="text"/>
3. Width#1	<input type="text"/>	4. Length#1	<input type="text"/>

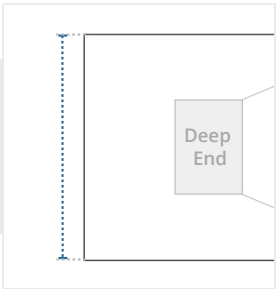
1. Width:
Width of the Pool Cover



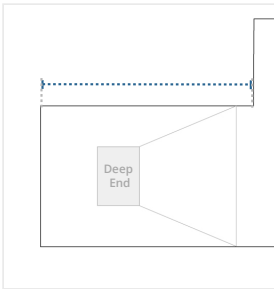
2. Length:
Length of the Pool Cover



3. Width#1:
Width#1 of the Pool Cover



4. Length#1:
Length#1 of the Pool Cover



We encourage you to upload the image of the article you need the cover for - this helps our team ensure covers are designed keeping your requirements in mind.