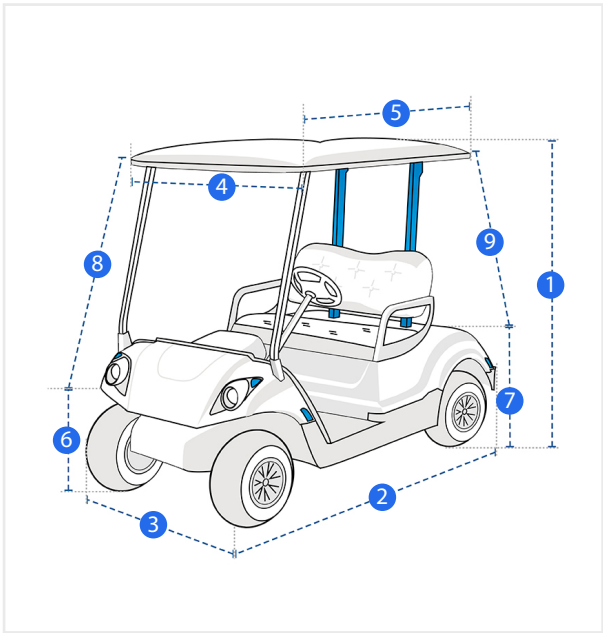


How to Measure Golf Cart Covers

Measurement Instruction

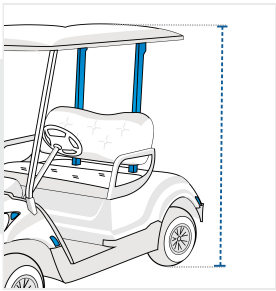
- ✓ Give exact measurement from edge to edge.
- ✓ The height dimensions will remain same as provided by you.
- ✓ We add 1" to 2" leeway on the given width/depth for easy pull-in and pull-out.



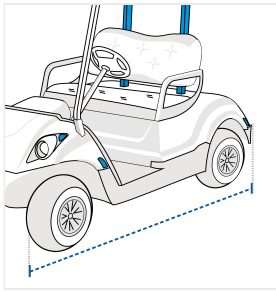
Measurement (Inches)

1. Total Height	<input type="text"/>	2. Depth	<input type="text"/>
3. Width	<input type="text"/>	4. Top Width	<input type="text"/>
5. Top Depth	<input type="text"/>	6. Front Height	<input type="text"/>
7. Back Height	<input type="text"/>	8. Depth Left	<input type="text"/>
9. Depth Right	<input type="text"/>		

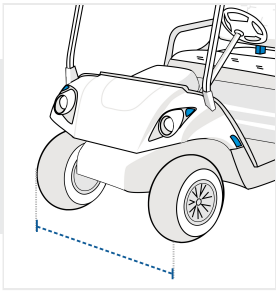
1. Total Height:
Total Height of the Golf Cart



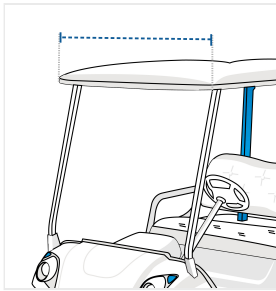
2. Depth
Depth of the Golf Cart



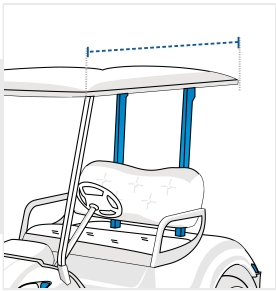
3. Width
Width of the Golf Cart



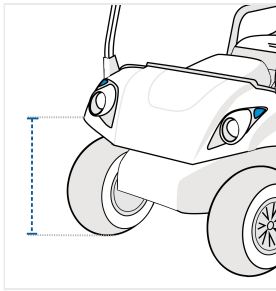
4. Top Width
Top Width of the Golf Cart



5. Top Depth
Top Depth of the Golf Cart

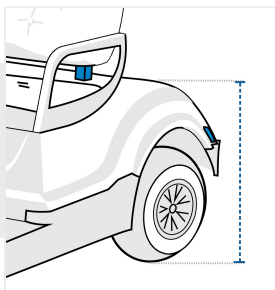


6. Front Height
Front Height of the Golf Cart



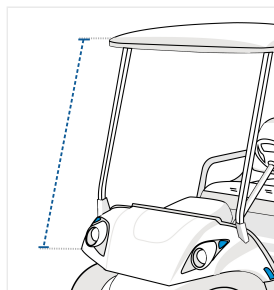
7. Back Height:

Back Height of the Golf Cart



8. Depth Left:

Depth Left of the Golf Cart



9. Depth Right:

Depth Right of the Golf Cart

