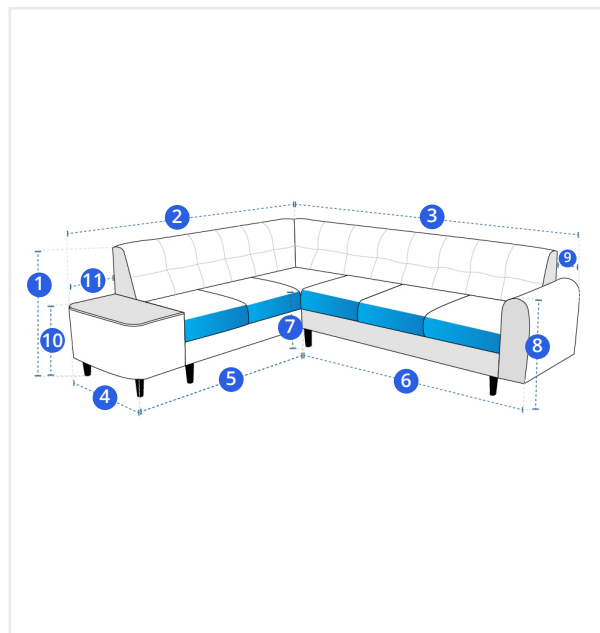


How to Measure Custom L Shape Sofa Covers - Design 4

Measurement Instruction

- ✓ Give exact measurement from edge to edge.
- ✓ We add 2" to 3" leeway on the given width/depth for easy pull-in and pull-out.
- ✓ The height dimensions will remain same as provided by you.



Measurement (Inches)

1. Back Height

2. Length of Back-Left

3. Length of Back-Right

4. Depth

5. Length of Front-Left

6. Length of Front-Right

7. Height from Cushion to Ground

8. Height From Arm To Ground

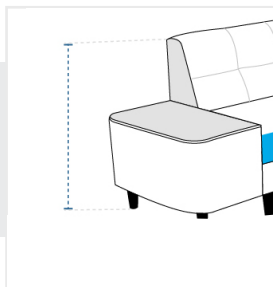
9. Depth of Arm Rest

10. Height#1

11. Length#1

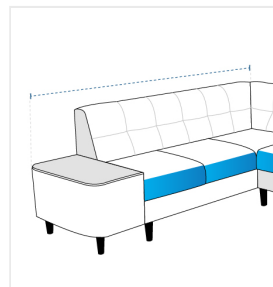
1. Back Height:

Back Height of the Sofa



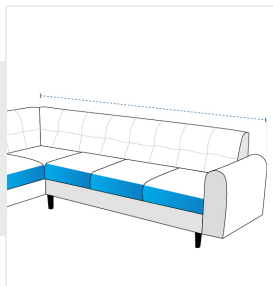
2. Length of Back-Left:

Length of Back-Left of the Sofa



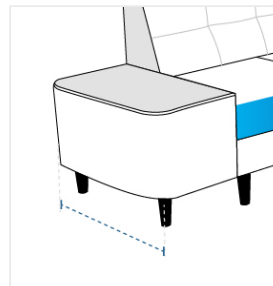
3. Length of Back-Right:

Length of Back-Right of the Sofa



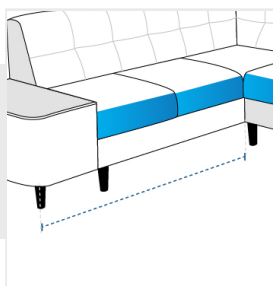
4. Depth:

Depth of the Sofa



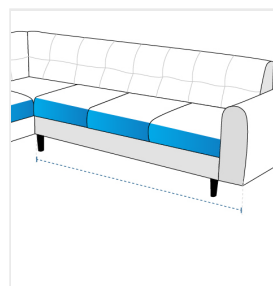
5. Length of Front-Left:

Length of Front-Left of the Sofa



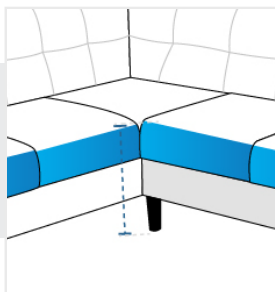
6. Length of Front-Right:

Length of Front-Right of the Sofa



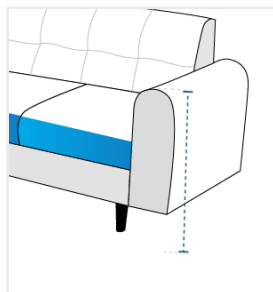
7. Height from Cushion to Ground:

Height from Cushion to Ground of the Sofa



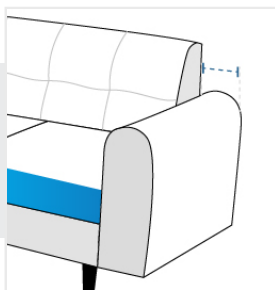
8. Height From Arm To Ground:

Height From Arm To Ground of the Sofa



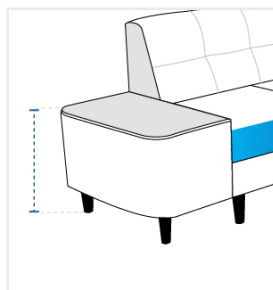
9. Depth of Arm Rest:

Depth of Arm Rest of the Sofa



10. Height#1:

Height#1 of the Sofa



11. Length#1:

Length#1 of the Sofa

