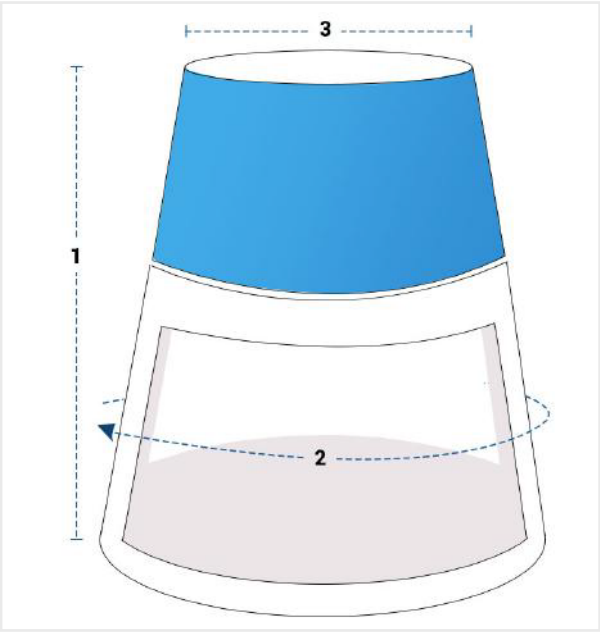


How to Measure Custom Chimney Cover - Design 5

Measurement Instruction

- ✓ Give exact measurement from edge to edge.
- ✓ We add 1" to 2" leeway on the given width/depth for easy pull-in and pull-out.
- ✓ The height dimensions will remain same as provided by you.



Measurement (Inches)

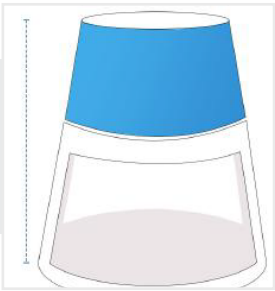
1. Height

2. Lower Circumference

3. Top Diameter

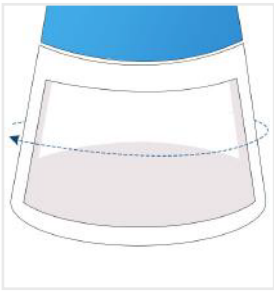
1. Height:

Height of the Custom Chimney



2. Lower Circumference:

Lower Circumference of the Custom Chimney



3. Top Diameter:

Top Diameter of the Custom Chimney



We encourage you to upload the image of the article you need the cover for - this helps our team ensure covers are designed keeping your requirements in mind.