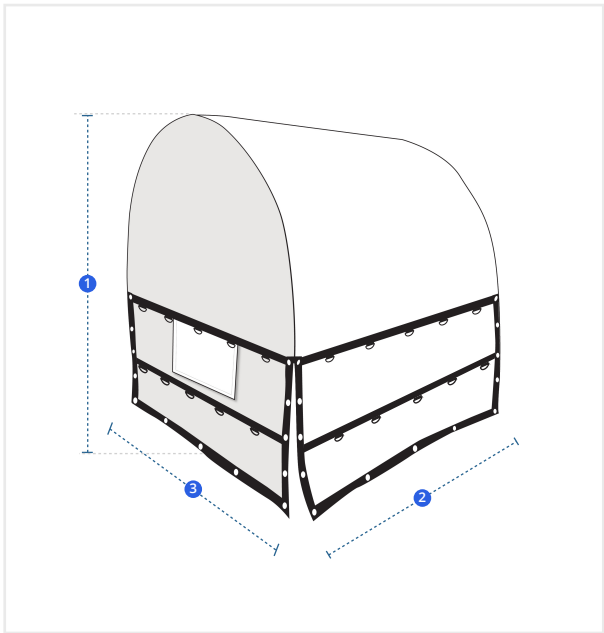


How to Measure Coil Bag

Measurement Instruction

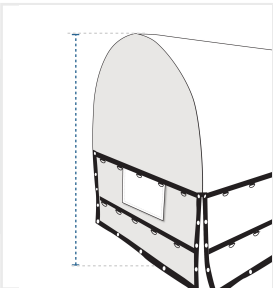
- ✓ There will be D-ring layer in Half Of The height with Split on four corner. Second layer of D-ring On 1/4th of The Height.
- ✓ Give exact measurement from edge to edge.
- ✓ We add 3" to 4" leeway on the given width/depth.
- ✓ Include pallet dimension Which Used to keep the coil.



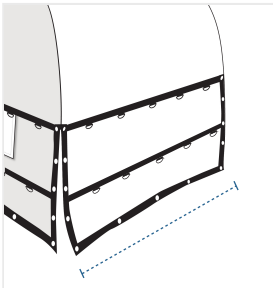
Measurement (Inches)

1. Height	<input type="text"/>	2. Width	<input type="text"/>
3. Depth	<input type="text"/>		

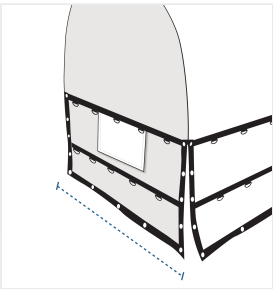
**1. Height:**  
Height of the Coil Bag



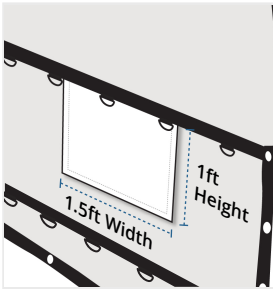
**2. Width:**  
Width of the Coil Bag



**3. Depth:**  
Depth of the Coil Bag



**Chain Hole**  
1ft X 1.5ft Chain Hole both opposite side.



We encourage you to upload the image of the article you need the cover for - this helps our team ensure covers are designed keeping your requirements in mind.