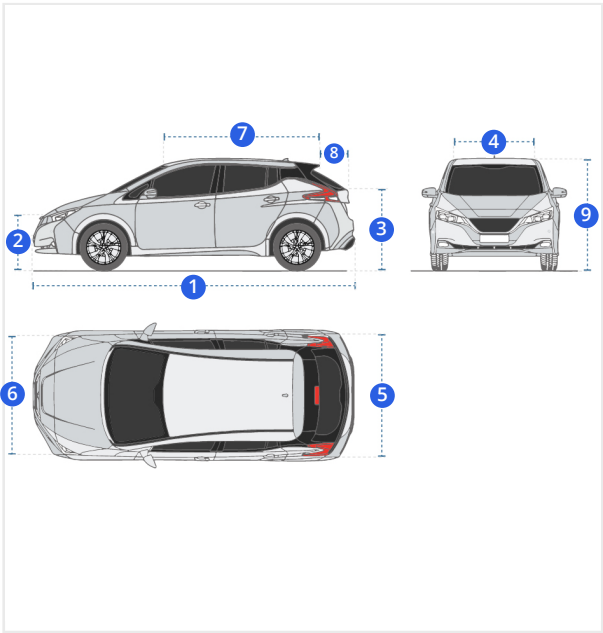


How to Measure Hatchback Car Cover

Measurement Instruction

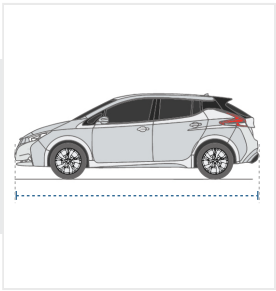
- ✓ Give exact measurement from edge to edge.
- ✓ We add 1" to 2" leeway on the given width/depth for easy pull-in and pull-out.
- ✓ The height dimensions will remain same as provided by you.



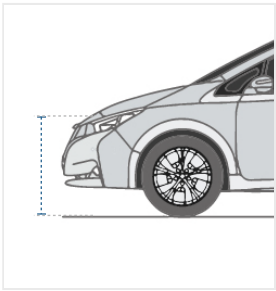
Measurement (Inches)

1. Total Length	<input type="text"/>	2. Front Height	<input type="text"/>
3. Back Height	<input type="text"/>	4. Top Roof Width	<input type="text"/>
5. Rear Width	<input type="text"/>	6. Front Width	<input type="text"/>
7. Top Roof Length	<input type="text"/>	8. Back Length	<input type="text"/>
9. Middle Maximum Height	<input type="text"/>		

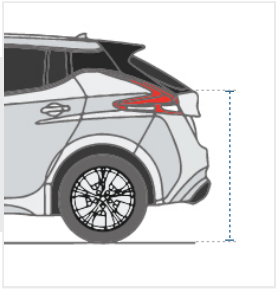
1. Total Length:
Total Length of the Car



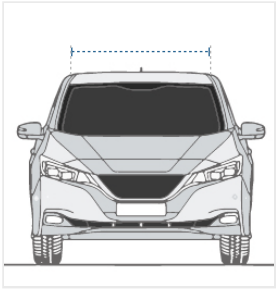
2. Front Height:
Front Height of the Car



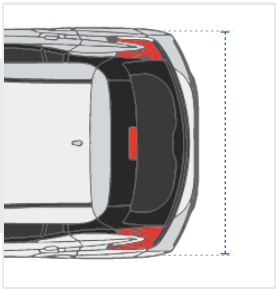
3. Back Height:
Back Height of the Car



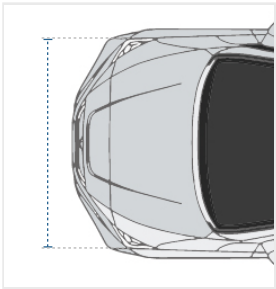
4. Top Roof Width:
Top Roof Width of the Car



5. Rear Width:
Rear Width of the Car

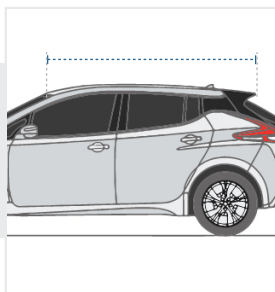


6. Front Width:
Front Width of the Car



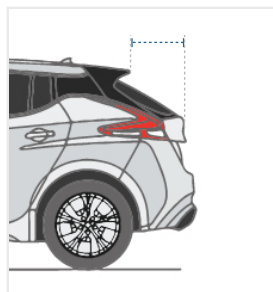
7. Top Roof Length:

Top Roof Length of the Car



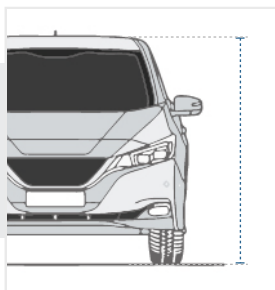
8. Back Length:

Back Length of the Car



9. Middle Maximum Height:

Middle Maximum Height of the Car



We encourage you to upload the image of the article you need the cover for - this helps our team ensure covers are designed keeping your requirements in mind.