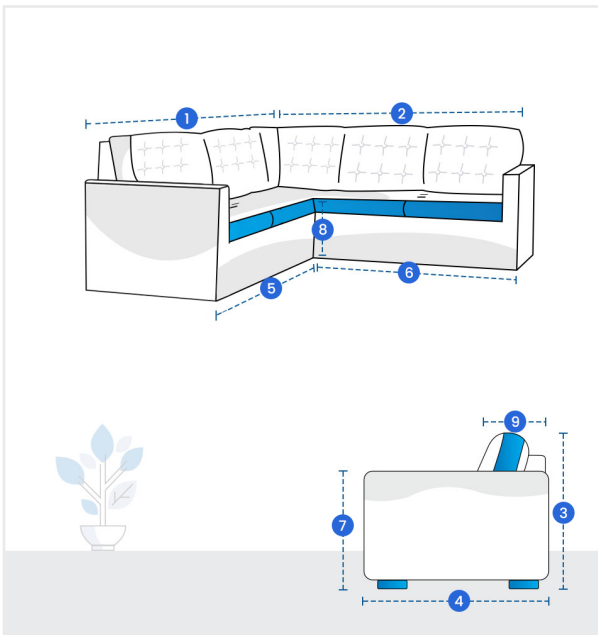


How to Measure L Shape Sofa Covers - Design 1

Measurement Instruction

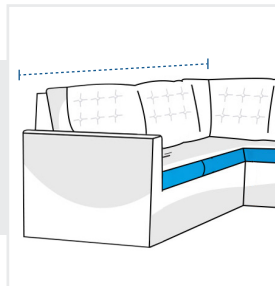
- ✓ Give exact measurement from edge to edge.
- ✓ We add 2" and 3" leeway on the given width/depth for easy pull-in and pull-out.
- ✓ The height dimensions will remain same as provided by you.



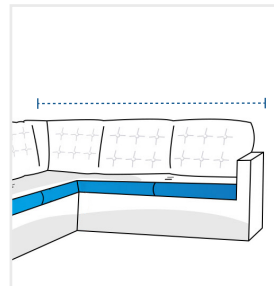
Measurement (Inches)

1. Length of Back - Left	<input type="text"/>	2. Length of Back - Right	<input type="text"/>
3. Back Height	<input type="text"/>	4. Depth	<input type="text"/>
5. Length of Front - Left	<input type="text"/>	6. Length of Front - Right	<input type="text"/>
7. Height from Arm to Ground (Or Ground to Seat if No Arm)	<input type="text"/>	8. Height from Ground to Cushion	<input type="text"/>
9. Depth of Back rest Incl Cushion	<input type="text"/>		

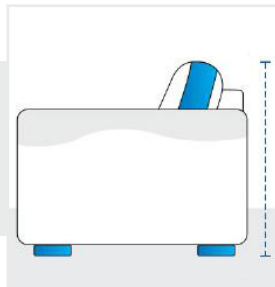
1. Length of Back - Left:
Length of Back - Left of the Sofa



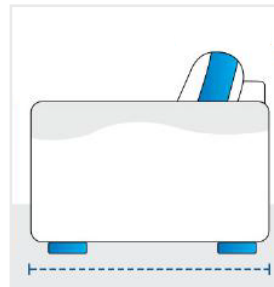
2. Length of Back - Right:
Length of Back - Right of the Sofa



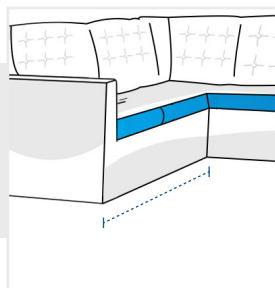
3. Back Height:
Back Height (Including cushion back)



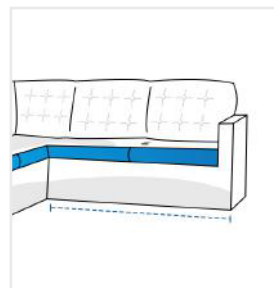
4. Depth:
Depth of the Sofa



5. Length of Front - Left:
Length of Front - Left of the Sofa

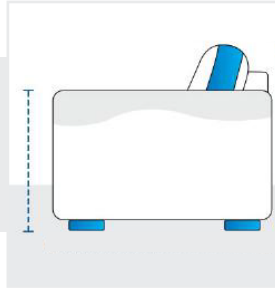


6. Length of Front - Right:
Length of Front - Right of the Sofa



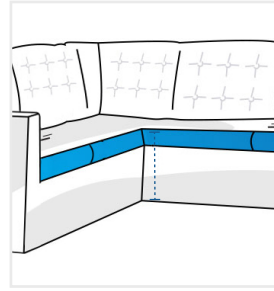
**7. Height from Arm to Ground
(Or Ground to Seat If No Arm) :**

Height from Ground to Arm (Or
Ground to seat if no arm)



8. Height from Ground to Cushion:

Height from Ground to Cushion
(Center Corner)



9. Depth of Back rest Incl Cushion:

Depth of back rest (Including cushion)

