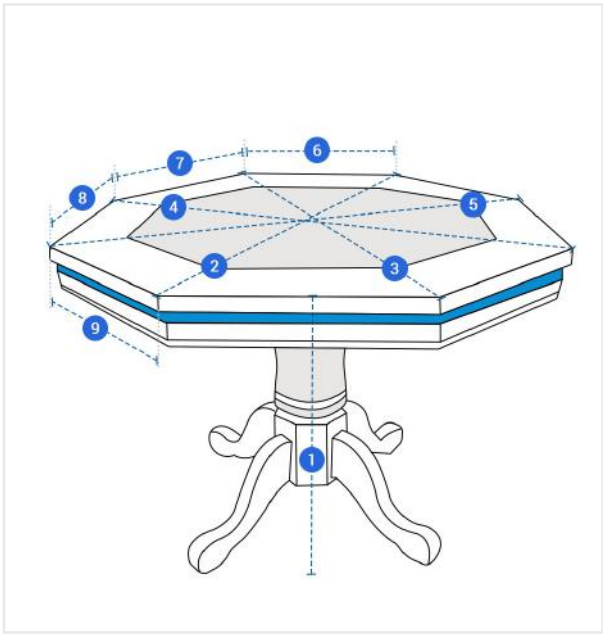


How to Measure Custom Poker Table Cover - Octagonal

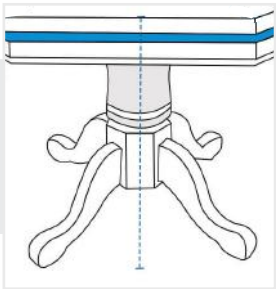
Measurement Instruction

- ✓ Give exact measurement from edge to edge.
- ✓ We add 1" to 2" leeway on the given width/depth for easy pull-in and pull-out.
- ✓ The height dimensions will remain same as provided by you.

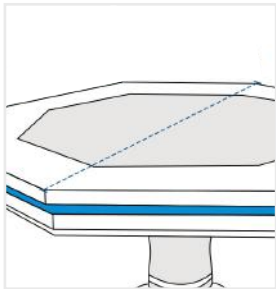


Measurement (Inches)			
1. Height	<input type="text"/>	2. Diagonal Length #1	<input type="text"/>
3. Diagonal Length #2	<input type="text"/>	4. Diagonal Length #3	<input type="text"/>
5. Diagonal Length #4	<input type="text"/>	6. Side Length #1	<input type="text"/>
7. Side Length #2	<input type="text"/>	8. Side Length #3	<input type="text"/>
9. Side Length #4	<input type="text"/>		

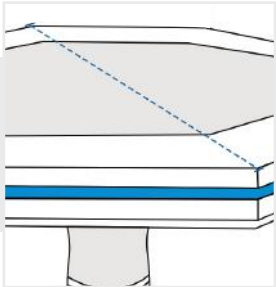
**1. Height:**  
Height of the Custom Poker Table - Octagonal



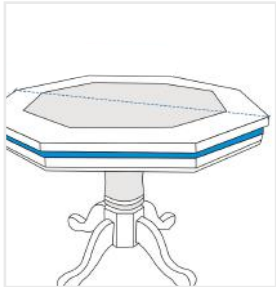
**2. Diagonal Length #1:**  
Diagonal Length (Side #1)



**3. Diagonal Length #2:**  
Diagonal Length (Side #2)



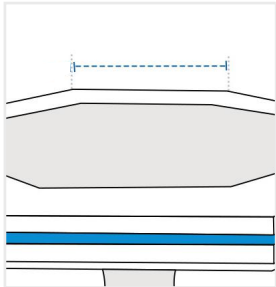
**4. Diagonal Length #3:**  
Diagonal Length (Side #3)



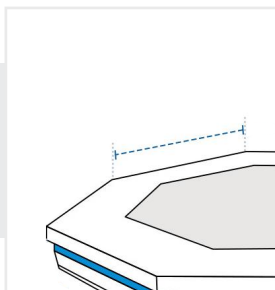
**5. Diagonal Length #4:**  
Diagonal Length (Side #4)



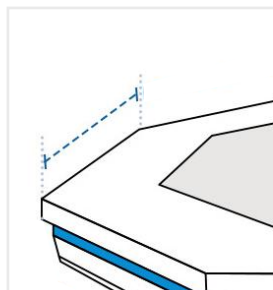
**6. Side Length #1 :**  
Side Length (Side #1)



**7. Side Length #2:**  
Side Length (Side #2)



**8. Side Length #3:**  
Side Length (Side #3)



**9. Side Length #4:**  
Side Length (Side #4)

